

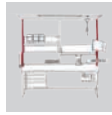


ERGOPLACE

Workplace systems for better ergonomics.

Contents

Introduction/ Overview



**Introduction to
Ergoplace**

Page 4



**Overview workplace
systems**

Page 8

Ergoplace



Work table

Page 12



Superstructure

Page 13



Bench top

Page 14



Tray

Page 15



Lighting

Page 16



Media supply

Page 18



Base cabinet

Page 20



Swivel arm

Page 21



Bracket

Page 22



KLINK®

Page 24



ErgoLifter

Page 26



Work chair

Page 28



Material trolley

Page 30



ESD accessories

Page 31



**Additional
elements**

Page 32

Checklist



Ergoplace checklist

Page 34

KANYA ERGOPLACE – Workplace systems for better ergonomics

KANYA ERGOPLACE offers efficient, ergonomic and tailor-made solutions for workplaces in industry and business. Optimised work processes and a corresponding infrastructure improve productivity.

The ergonomic aspect is an important component of a workplace. Height-adjustable workbenches, optimal bench dimensions, lighting and individual tool positioning are just a few examples of a direct or indirect impact on the health, motivation and performance of the employees.

Ergonomics

KANYA ERGOPLACE satisfies all conditions for an ergonomically oriented workplace system. Workplace systems are easy to assemble, are based on a modular design and can be extended flexibly.

The most important aspects for an ergonomic workplace are the following:

■ Workplace height

Height-adjustable for sitting or standing activities or for a change of employee.

■ Working surface

Bench tops are available in different materials (wood, plastic, ESD optimized, etc.) and dimensions. Tools and component parts are close at hand and at an optimal height, thanks to flexibel arranged trays and brackets.

■ Lighting

Optimal brightness for well-being and performance and adjusted individually depending on the work procedure and requirements.

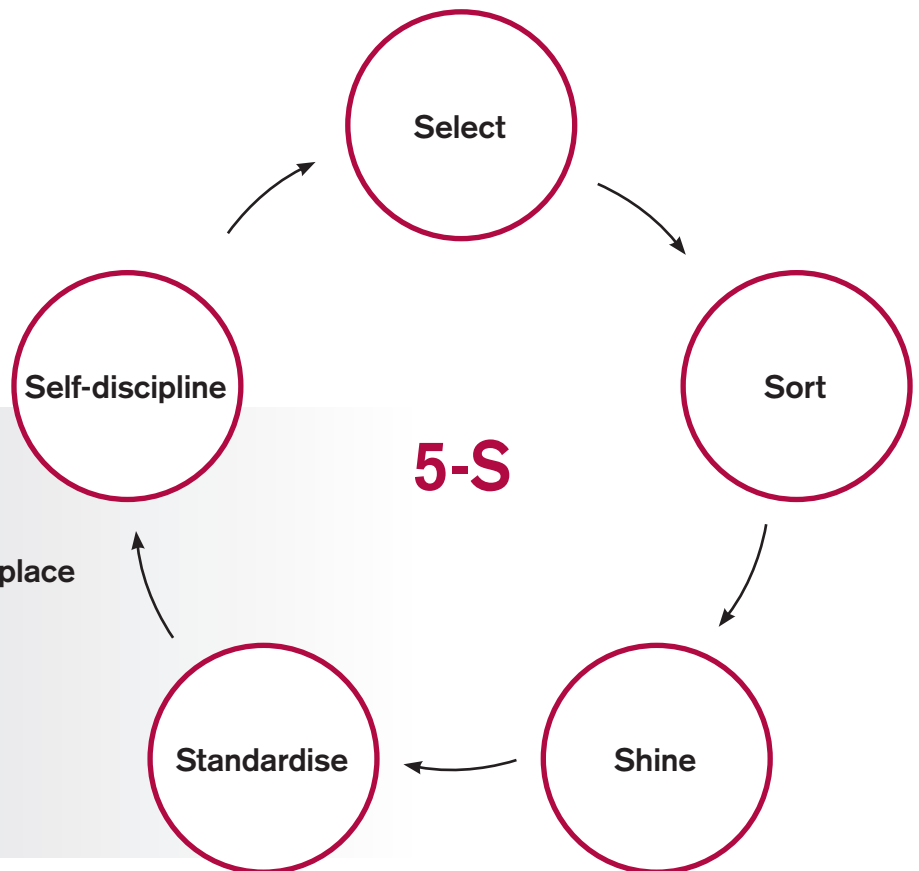
KANYA System benefits

- ✓ Customized solution
- ✓ Ergonomically optimized
- ✓ Modular and flexible
- ✓ Simple installation
- ✓ «Industry 4.0» solution

5S – 5-stage approach

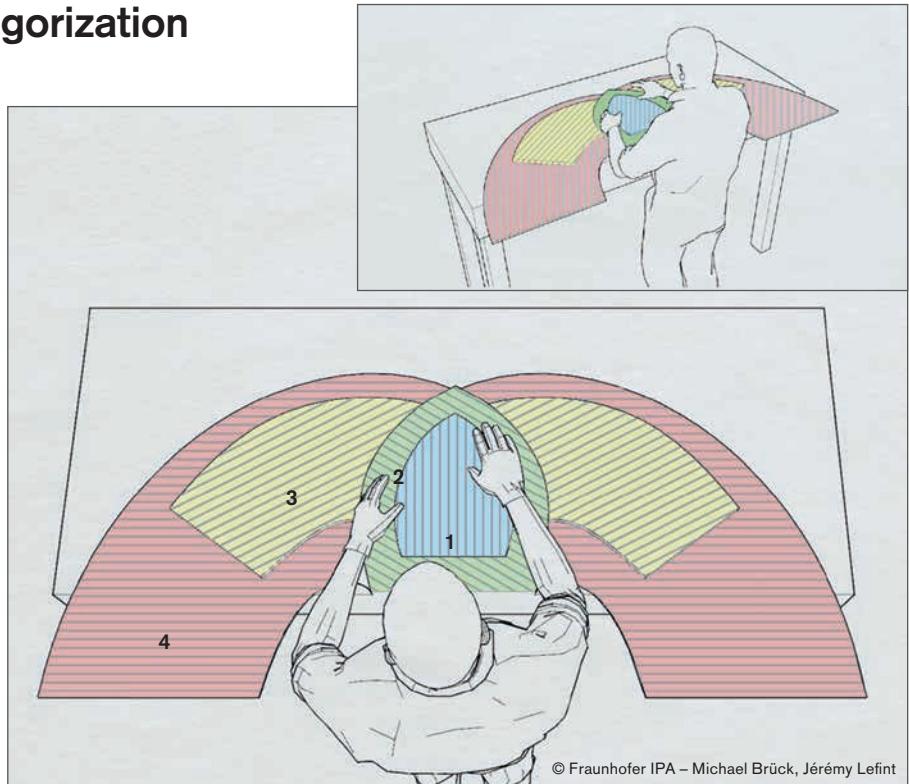
5S, a 5-stage approach to maintain a neat, clean, organised and efficient workstation. But also the starting point for the reduction of waste and thus part of the continuous improvement process (CIP).

- Standardised work
- Find rather than search
- What's important in the right place
- View of what's missing
- Clear method
- Qualitative work
- For all business areas



Handling areas and categorization of work tools

Handling areas are defined areas around people, in which objects can be touched, grasped and moved with the hand without any major change of position. The defined handling areas can be helpful for furnishing and arranging workplaces. For example, manual activities requiring a high degree of visual oversight should be performed as close to the body as possible, as the precise movements becomes more difficult with increasing distance from the body. It is also obvious that highloads should not be manipulated away from the body because of the lever effect.



Zone 1: Working center/assembly site

Both hands work close to one another and are in the center of the field of vision

Zone 2: Extended working center

Both hands reach all points in this zone

Zone 3: One-handed zone

Area for placing items than can be grasped/operated with one hand


Zone 4: Extended one-handed zone

Outermost still usable zone, e.g. for arranging small parts in grab containers. In the case of a large number of repetitions or a high load, stress exerts a deleterious effect on the musculoskeletal system after a short time.

Daub, Urban; Gawlick, Sarah; Blab, Florian (2018): Ergonomic workplace design : Musculoskeletal relief principles deriving from the exercise, sports and human factor sciences. Fraunhofer IPA.



Manual activities in the outer areas should be avoided as they require static postural work of the back and arm muscles and the lever ratios are unfavorable. These areas are suitable for the preparation of light materials. If the workplace is used by several employees, it should be arranged for the smallest person, as the handling area of a taller person encompasses the smaller handling area. This can be reduced, for example, by restrictions on movements and must therefore be checked individually.



Assembly workplace

Overview of workplace system



- | | | |
|---|---------------------------------|---|
| 1 High adjustable lifting columns (electrical) | 6 Base cabinet | 12 ErgoLifter (Electric Case Lifter) |
| 2 Bench top | 7 Media supply | 13 Work chair |
| 3 Superstructure | 8 Swivel arm | 14 Info holder |
| 4 Tray | 9 Holder for accessories | 15 Bottle holder |
| 5a Lighting | 10 KLINK® | 16 Spring balance |
| 5b Lighting (lateral) | 11 Perforated plate | 17 Slider with snap hook |

Overview of packaging workplace



- 1 Table legs (adjustable height)
- 2 Bench top
- 3 Superstructure
- 4 Tray
- 5 Divider
- 6 Lighting
- 7 Drawer (full-extension)

- 8 Media supply
- 9 Swivel arm
- 10 Holder for accessories
- 11 PC-holder
- 12 Monitor holder
- 13 Keyboard holder
- 14 File holder

- 15 KLINK®
- 16 Work chair

Overview of interlinked workplace



- | | | | | | |
|---|---|---|------------------------|----|-----------------------|
| 1 | Table legs (fixed height) | 5 | Lighting | 10 | KLINK® |
| 2 | Roller conveyer with stopper | 6 | Media supply | 11 | Spring balance |
| 3 | Superstructure | 7 | Swivel arm | 12 | Slider with snap hook |
| 4 | Material trolley on wheels
(free-standing or integrated into
the workstation) | 8 | Tablet holder | | |
| | | 9 | Holder for accessories | | |

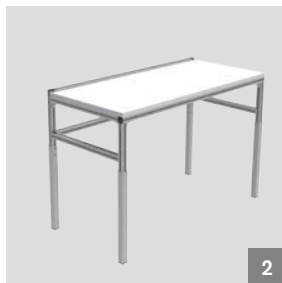


Packaging workplace

Work table



1



2



3



4



5

Kanya workplace systems can be used in a variety of ways. The following types of work tables are available:

- Fixed height
- Manually adjustable height
- Height-adjustable with two or four lifting columns
- Corner table module



Please use the checklist for the ordering process (see page 34/35).

Technical data

	Order information	Load
1	Fixed height	—*
2	Height-adjustable	—*
3	Height-adjustable, 2 lifting columns, manual with crank handle	Max. 3000 N (300 kg)**
3	Height-adjustable, 2 lifting columns, electronic operation	Max. 4000 N (400 kg)**
4	Height-adjustable, 4 lifting columns, manual with 1 crank handle	Max. 3500 N (350 kg)**
4	Height-adjustable, 4 lifting columns, electronic operation	Max. 8000 N (800 kg)**
5	Corner table	—*

* Depending on material and dimension.

** Including tare weight of the work table (max. lift 400 mm).

Superstructure



The workplace system can optionally be equipped with a superstructure. The superstructure enables optimum positioning of tools and consumable materials.



Please use the checklist for the ordering process (see page 34/35).


Technical data

	Order information	Load
1	Without superstructure	–*
2	With superstructure (for perforated sheet, KLINK®)	–*
3	Single superstructure (light load)	Max. 3000 N (300 kg)**
4	Double superstructure (heavy load)	Max. 5000 N (500 kg)**

* Depending on material and dimension.

** Based on a standard size of 1500 mm x 680 mm.

Bench top



Different bench tops can be selected depending on the area of application.

Technical data



Please use the checklist for the ordering process (see page 34/35).

	Order information	Strengths	Standard sizes	Max. sizes	Weight (kg/m ³)
1	MDF board, with coated edges (synthetic resin)	26 mm	1500 x 680 mm	4100 x 2070 mm	750 kg/m ³
2	Chipboard with coating	26 mm	1500 x 680 mm	2800 x 2070 mm	1000 kg/m ³
3	ESD board	26 mm	1500 x 680 mm	2000 x 1800 mm	700 kg/m ³
4	Multiplex board	50 mm	1500 x 680 mm	3100 x 1830 mm	850 kg/m ³

Further material upon customer request.

Tray



We offer you the appropriate solution for the ideal usage of the entire working surface, from simple trays to roller conveyors.




Please use the checklist for the ordering process (see page 34/35).

Technical data

	Order information	Load
1	Curved aluminium sheet	500 N (50 kg)*
2	Aluminium profile with micro chipboard	200 N (20 kg)*
3	Aluminium profile with roller conveyor	200 N (20 kg)*
4	Tray with insertion holes (divider)	500 N (50 kg)*

* Based on a standard size of 1400 mm / depth 400 mm.

Lighting



Deluxe luminaire

The Deluxe luminaire offers the optimum strength for well-being and performance. Depending on needs and working processes, the luminaire can be individually adjusted (dimnable).

Technical data

	Order information	Rated power	Rated voltage	Dimensions (LXWXH)	Colour temperature	Order number
1	Deluxe lamp 1	18 W	220 – 240 V	656 x 187 x 50 mm	4000 K	N0867
2	Deluxe lamp 2	26 W	220 – 240 V	956 x 187 x 50 mm	4000 K	N0868

ESD version available on customer request.




Standard luminaire

The standard lamp features very long life and ergonomic, glare-free light.

Technical data

	Order information	Rated power	Rated voltage	Dimensions (LXWXH)	Colour temperature	Order number
1	Standard lamp 1	14 W	220 – 240 V	750 x 51 x 51 mm	4000 K	N0244
2	Standard lamp 2	26 W	220 – 240 V	1275 x 51 x 51 mm	4000 K	N0245
3	Standard lamp, lateral	7 W	220 – 240 V	337 x 51 x 65 mm	4000 K	N0246
1	Standard lamp 1 ESD	14 W	220 – 240 V	750 x 51 x 51 mm	4000 K	N0885
2	Standard lamp 2 ESD	26 W	220 – 240 V	1275 x 51 x 51 mm	4000 K	N0886
3	Standard lamp, lateral ESD	7 W	220 – 240 V	337 x 51 x 65 mm	4000 K	N0887

Media supply



The media supply provides different connection options for power, data and compressed air. It can be mounted at the desired position as required.

Technical data / basis

	Order information	Order number
1	Standard media bar	N0648
2	Deluxe media bar*	N0950
3	Compressed air supply	S00-011-01
3	Compressed air supply	S00-011-02
3	Compressed air supply	S00-011-03

* available November 2018.

Technical data / Standard media bar accessories

Order information	Order number
Blank cover – black	N0652
RJ45 Cat. 6 Keystone insert, shielded	N0653
USB 3.0A/A insert	N0654
USB dual charger/power insert 2.4A	N0655
2-pole switch insert	N0656
USB 2.0 retractable cable, extended length approx. 50cm	N0657
Connection cable GST18i3, length 3m	N0660
Extension cable GST18i3, length 3m	N0664
Distribution block 1x GST18i3 inlet	N0665

Technical data / Deluxe media bar accessories*

Order information	Order number
Socket 1x T23 WS	N0941
Socket 3x T23 WS	N0942
Earthed socket, white	N0949
2x RJ45 Cat 5e, Hager, unshielded, white	N0943
Blank cover, white	N0944
Blank plate large, white	N0945
Pressure switch, white	N0947
Double pressure switch, white	N0946
RCD/circuit breaker 30mA 16A 1 pole + N	N0948

* available November 2018.

Base cabinet



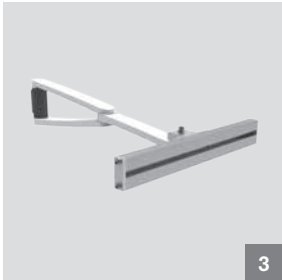

The sheet metal base cabinets offer a high level of quality for professional use. The case and drawers can be arranged and labelled in a variety of ways and equipped with access controls.

Technical data

	Order information	Dimension (WxDxH)	Drawer heights	Order number
1	Base cabinet with 2 drawers, narrow	411 x 572 x 283 mm	2 x 100 mm	N0671
2	Base cabinet with 2 drawers, wide, deep	564 x 725 x 283 mm	2 x 100 mm	N0675
3	Base cabinet with 3 drawers, narrow	411 x 572 x 383 mm	1 x 50 mm / 1 x 100 mm / 1 x 150 mm	N0672
4	Base cabinet with 3 drawers, wide	564 x 572 x 383 mm	1 x 50 mm / 1 x 100 mm / 1 x 150 mm	N0673
5	Base cabinet with 3 drawers, wide, deep	564 x 725 x 383 mm	1 x 50 mm / 1 x 100 mm / 1 x 150 mm	N0676
6	Base cabinet with 1 bench drawer	564 x 725 x 204 mm	1 x 150 mm	N0674

Standard colour is "light grey RAL 7035". Further colours upon request.

Swivel arm



The swivel arm allows monitors, tablets or KLINK® solutions to be positioned within arm's reach, providing greater flexibility at the workstation.

Technical data

	Order information	Order number
1	Swivel arm with PC holder (heavy)	N0872
1	Swivel arm with PC holder (light)	N0877
2	Swivel arm with keyboard holder	N0874
3	Swivel arm for KLINK® (80 mm)	S03-001-70
3	Swivel arm for KLINK® (300 mm)	S03-001-71
4	Swivel arm with tablet holder	N0879

Bracket

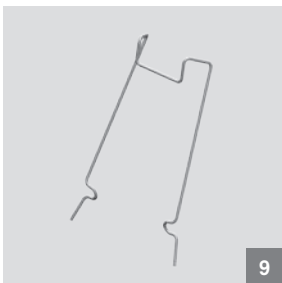

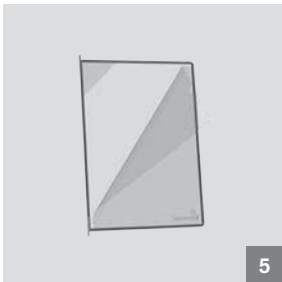





Using the simple clip system accessories such as hooks and other brackets can be easily fixed to the aluminium profile.

Technical data

	Order information	Order number
1	Clip 8 mm long (for extrusion base 20/30)	N0515
1	Clip 8 mm short (for extrusion base 40/45/50)	N0516
2	Clip cable guides	N0517
3	Clip magnetic holder	N0518
4	Clip document holder	N0519
5	Clip pivot board black A4	N0520
5	Clip pivot board red A4	N0521
5	Clip pivot board blue A4	N0522
5	Clip pivot board green A4	N0523
6	Clip magnetic attachments for 5 display panels	N0524
7	Clip magnetic attachments for 10 display panels	N0525
8	Clip holder for display panels	N0526
9	Clip stop bracket for 5 boards	N0527
9	Clip stop bracket for 10 boards	N0528
10	Clip tablet holder	N0529
11	Single hook	S03-002-06
12	Single hook narrow	S03-002-08
13	Single hook wide	S03-002-07
14	Double hook narrow	S03-002-05
15	Double hook wide	S03-002-01
16	Cordless drill holder	S03-002-04
17	Bottle holder	S03-002-10
18	Broad support	S03-002-11
19	Express holder	S03-002-09

Further brackets see page 32/33.






The flexible and modular KANYA KLINK® system, which can be used anywhere, makes it easier to maintain order, an overview, and thus increase productivity.



KLINK® consoles

Order information 0/45/90°	Dimensions	Carrying capacity	Order number
Console 0/45/90°	300 mm x 150 mm	10 kg	S03-001-01
Console 0/45/90°	150 mm x 300 mm	8 kg	S03-001-02
Console 0/45/90°	300 mm x 300 mm	8 kg	S03-001-03
Console 0/45/90°	450 mm x 300 mm	8 kg	S03-001-04
Console 0/45/90°	300 mm x 450 mm	5 kg	S03-001-05
Console 0/45/90°	450 mm x 450 mm	5 kg	S03-001-06
Order information 0/40/80°	Dimensions	Carrying capacity	Order number
Console 0/40/80°	300 mm x 150 mm	10 kg	S03-001-11
Console 0/40/80°	150 mm x 300 mm	8 kg	S03-001-12
Console 0/40/80°	300 mm x 300 mm	8 kg	S03-001-13
Console 0/40/80°	450 mm x 300 mm	8 kg	S03-001-14
Console 0/40/80°	300 mm x 450 mm	5 kg	S03-001-15
Console 0/40/80°	450 mm x 450 mm	5 kg	S03-001-16



KLINK® suspension extrusion

Order information 0/45/90°	Dimensions	Order number
Suspension extrusion 0/45/90°	76 mm incl. covering cap	S03-001-30-001
Suspension extrusion 0/45/90°	148 mm incl. covering cap	S03-001-30-002
Suspension extrusion 0/45/90°	cut to length	S03-001-30-099
Covering cap		C40-19
Order information 0/40/80°	Dimensions	Order number
Suspension extrusion 0/40/80°	76 mm incl. covering cap	S03-001-40-001
Suspension extrusion 0/40/80°	148 mm incl. covering cap	S03-001-40-002
Suspension extrusion 0/40/80°	cut to length	S03-001-40-099
Covering cap		C40-29-L C40-29-R



KLINK® suspension rail

Order information	Dimensions	Order number
Suspension rail	length 500 mm*	S03-001-50-010
Suspension rail	length 1000 mm*	S03-001-50-020
Suspension rail	length 1500 mm*	S03-001-50-030
Suspension rail, without holes	cut to length	S03-001-50-099
Covering cap		C40-81

* Hole distance suitable to perforated plate.



KLINK® shadowboards

Order information

Shadowboard

Customized on demand available.



KLINK® transport trolley

Order information

Transport-Trolley

Customized on demand available.

ErgoLifter

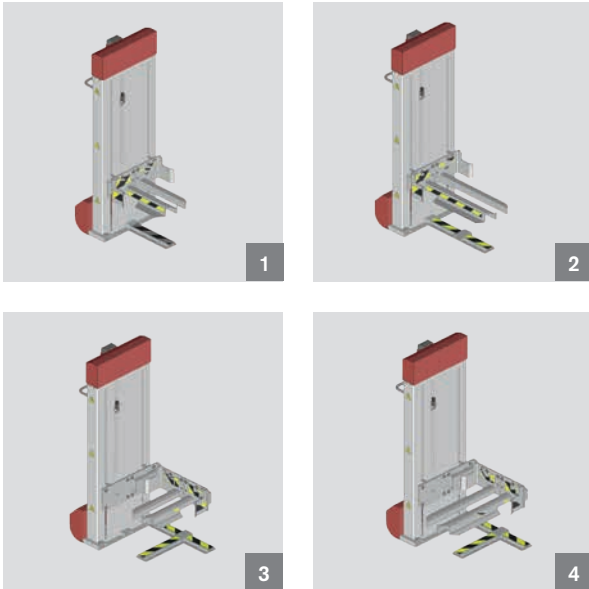


The electric case lifter «ErgoLifter» with individual settings for optimal positioning of containers. The case lifter is easy to use and has automatic light sensors for height detection.

Technical data

Rated capacity	200 kg
Lifting height	95 – 1'000 mm
Dimensions	560 x 1'382 x 283 mm
Lifting speed	< 40 mm/s
Protection type	IP54 / IEC 529
Electric motor	230 V ~ (AC geared motor with brake)
Required electrical connection	230 V / 50 Hz / 16 A with earthed plug

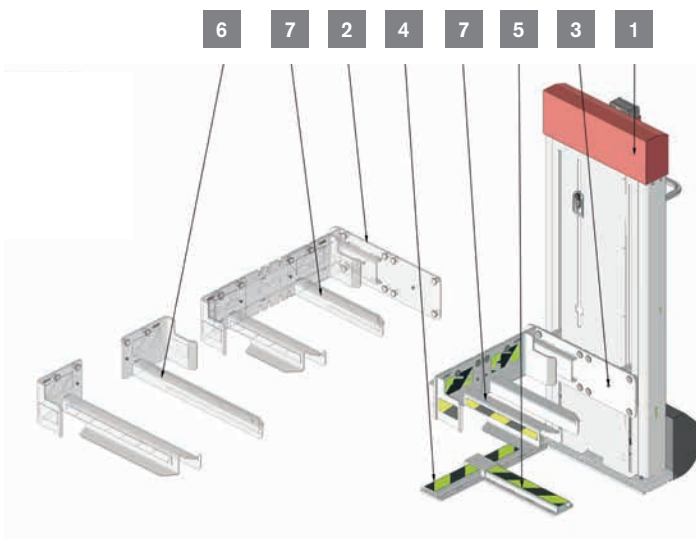
Case lifter (all-out)



Technical data

	Order information	Order number
1	ErgoLifter (short)	N0836
2	ErgoLifter (long)	N0837
3	ErgoLifter (side short)	N0838
4	ErgoLifter (side long)	N0839


Single components



Technical data

	Order information	Order number
1	ErgoLifter 1000	N0316
2	Adaption angle 600	N0319
3	Adaption angle 400	N0320
4	Support plate 600	N0321
5	Support plate 400	N0322
6	Pair of forks 600	N0318
7	Pair of forks 400	N0317

Work chair



The work chairs feature outstanding ergonomics and comfort. Further advantages include easy click-fit cushion replacement* and extremely high wear resistance for use in industry.

* Work chair «Neon»

Technical data

	Order information	Description	Seat height	Seat width	Order number
1	Neon	fabric seat black/blue, with rollers	450 – 620 mm	470 mm	N0830
1	Neon ESD	fabric seat black/blue, with rollers	450 – 620 mm	470 mm	N0831
2	Nexxit	fabric seat black/blue, with glides and foot ring	570 – 820 mm	460 mm	N0832
2	Nexxit ESD	fabric seat black/blue, with glides and foot ring	570 – 820 mm	460 mm	N0833
3	Fin	ideal for standing work, comfort seat black	620 – 850 mm	–	N0834
3	Fin ESD	ideal for standing work, comfort seat black	620 – 850 mm	–	N0835



Interlinked workplace

Material trolley



Freestanding material trolley.



Integrated material trolley into the workstation.

The mobile material trolley is an additional component for the provision of work parts. It can be used stand-alone or integrated into the workstation.

Technical data

Order information

Material trolley, max. 4 trays




Please use the checklist for the ordering process (see page 34/35).

ESD accessories







ESD workplaces can be enhanced with additional ESD components as necessary.




Technical data

	Order information	Order number
1	Screw terminal 10 mm	N0601
2	Earth connection bracket with 3X 10 mm snap fasteners	N0602
2	Earth connection bracket with 3x10 mm, T12 earth cable	N0603
3	Cable straight 1.5 m, 10 mm (w) / 10 mm (w)	N0604
4	Workplace set 120 x 60 cm, grey, with earth connection bracket – Conductive bench cover 120 x 60 cm, with 3 m cable – Fabric wrist strap with coiled cable – Earth connection bracket with T12 mains plug – Workstation identification plate	N0605
5	Fabric wrist band bordeaux, 4 mm	N0606

Additional elements



The workstation can be equipped with other KANYA elements according to specific requirements.



Technical data

	Order information	Order number
1	Cup holder, open base	A63-10
2	Cup holder, closed base	A63-11
3	Adjustable slides with snap hooks	A69-01
4	Cable bridge	C36-00
5	PC holder	N0875
6	File holder	N0876
7	Display board (500 mm x 970 mm, light-grey)	N0848
8	Mounting plate on display board	S00-009-06
9	Swivel bracket flat handle	S00-009-02
10	Swivel bracket flat bolted	S00-009-03
11	Swivel bracket curved bolted	S00-009-04
12	Swivel bracket curved handle	S00-009-05

ERGOPLACE – Checklist

1. Work table

Height mm (top of table)

Width mm

Depth mm



Fixed height



Height-adjustable



Height-adjustable, 2 lifting columns

Manual with crank handle*1)

Electronic operation*2)



Height-adjustable, 4 lifting columns

Manual with crank handle*3)

Electronic operation*4)

Corner table (additional element for interlinked workplaces)

*1) max. weight: 300 kg / *2) max. weight 400 kg / *3) max. weight 350 kg / *4) max. weight 800 kg
With workplace system (max. lift 400 mm)

2. Superstructure



Without superstructure



With superstructure (for perforated sheet, KLINK®)

Standard height 500 mm

Desired height: mm



Single superstructure (light load)

Height: mm



Double superstructure (heavy load)

Height: mm

4. Bench top

26 mm MDF board with coated edges (synthetic resin)

26 mm chipboard with coated edges (melamine)

26 mm ESD board with edges with conductive coating

50 mm multiplex board

4. Tray

Curved aluminium sheet

..... pcs depth (mm) width (mm)

Aluminium profile with micro chipboard

..... pcs depth (mm) width (mm)

Aluminium profile with roller conveyor

..... pcs depth (mm) width (mm)

Tray with insertion holes

..... pcs depth (mm) width (mm)

5. Lighting

Deluxe Deluxe lamp 1

Deluxe lamp 2

Standard Standard lamp 1

Standard lamp lateral

Standard lamp 2

right left

Standard lamp 1 ESD

Standard lamp lateral ESD

Standard lamp 2 ESD

right left

6. Media supply

Standard media bar

..... Order number pcs

Deluxe media bar

..... Order number pcs

Compressed air supply

..... Order number pcs

Required connections

..... Order number pcs

..... Order number pcs

..... Order number pcs

7. Base cabinet

..... Order number pcs
..... Order number pcs

Positioning at work bench

right left

8. Swivel arm

..... Order number pcs
..... Order number pcs
..... Order number pcs

Positioning at work bench

right left

9. Bracket

..... Order number pcs
..... Order number pcs
..... Order number pcs
..... Order number pcs
..... Order number pcs
..... Order number pcs

10. KLINK®

..... Order number pcs
..... Order number pcs
..... Order number pcs
..... Order number pcs
..... Order number pcs

11. ErgoLifter

..... Order number pcs
..... Order number pcs

12. Work chair

..... Order number pcs
..... Order number pcs
..... Order number pcs

13. Material shuttle

Height mm
Width mm
Tray pcs tray depth mm
.....

14. ESD accessories

..... Order number pcs
..... Order number pcs
..... Order number pcs
..... Order number pcs
..... Order number pcs

15. Additional elements

..... Order number pcs
..... Order number pcs
..... Order number pcs
..... Order number pcs
..... Order number pcs
..... Order number pcs
..... Order number pcs
..... Order number pcs
..... Order number pcs
..... Order number pcs
..... Order number pcs
..... Order number pcs
..... Order number pcs
..... Order number pcs



Test and measuring workplace

KANYA – Aluminium modular system with unlimited possibilities

We offer solutions for the following areas:

- ✓ Machine base frames and enclosures
- ✓ Automation
- ✓ Door solutions
- ✓ Workplaces
- ✓ Protective enclosures and noise protection
- ✓ Room, medical, laboratory and solar technology
- ✓ Transport systems

Internationally registered trademarks:



Certificate of Approval:

SN EN ISO 9001

Indications

Patent

This catalogue contains products that are subject to international patent rights. Any imitation of such products constitutes a violation of the law and involves compensation for damages.

Product liability

KANYA's product liability is subject to Swiss substantive law only. KANYA is not liable for any further claims and in particular denies liability for copied products or own application of our products by the user.

May only reproduced in whole or in part with the permission of KANYA AG, Switzerland. The right to make technical modifications is reserved.

©by KANYA AG [08/2018 – 5000]

SIMPLE. INGENIOUS.

WORKPLACE SYSTEMS FOR BETTER ERGONOMICS.

Headquarter

KANYA AG
Neuhofstrasse 9
CH-8630 Rüti
Switzerland
Tel. +41 (0)55 251 58 58
Fax +41 (0)55 251 58 68
info@kanya.ch
www.kanya.com

Branch office

KANYA China Ltd.
32 Hongxi Road, Suzhou
Jiangsu 215151
China
Tel. +86 (0) 512 65360065
Fax +86 (0) 512 65360906
info@kanya.com.cn
www.kanya.com

Representatives

- A** Vektor Sicherheitssysteme und Automatisierung
www.ventor.at
- B** M.A.M. Industrie S.A.
www.mamindustrie.com
- BR** ABG Indústria e Comércio Ltda.
www.abg.ind.br
- CZ/SK** WT WINTECH a.s.
www.kanya.cz
- D** August Dreckshage GmbH & Co. KG
PLZ 1, 2, 3, 4, 5
www.dreckshage.de
- D** KANYA Deutschland GmbH
PLZ 0, 35, 54–56, 6, 7, 8, 9
www.kanya-deutschland.de
- DK** JJ Mechatronic A/S
www.jjas.dk
- F** Bernay Automation SA
www.bernay-automation.com
- UK/IE** Thinking Space Systems LTD
www.kanya-uk.co.uk
- I** Meccania S.R.L.
www.meccania.com
- IL** Conlog LTD
www.conlog.co.il
- J** MIWA CO. LTD
www.miwa-inc.co.jp
- MA** Dectronic
www.dectronic.ma
- NL** TEVEL Techniek bv
www.tevel.nl
- PL** TABAL Sp. J.
www.tabal.pl
- PL** JORDAN matcon Sp. z.o.o.
www.jordan-matcon.pl
- RC** KANYA China Ltd.
www.kanya.com/cn
- RC** Chongqing Holje Precision Machinery Co. Ltd
- RO** ARDACO TEHNIC METAL
www.kanya.ro
- RU** Servotechnica
www.servotechnica.ru
- S** EIE Maskin AB
www.eie.se
- TN** HR-Engineering Sarl
www.hrengineering-tn.com
- USA** A-Line Corporation
www.aline1.com